



National Marine Manufacturers Association

nmma.org

ECONOMIC SIGNIFICANCE OF RECREATIONAL BOATING IN INDIANA

CONGRESSIONAL DISTRICT 2

Number of Recreational Boats*	33,773
Recreational Boating Industry Businesses	76
Total Jobs	2,525
Annual Recreational Boating-Related Spending	\$136.6 MILLION




TOTAL ANNUAL ECONOMIC IMPACT OF RECREATIONAL BOATING:
\$321.0 MILLION

RECREATIONAL BOATS IN IN-2

TOTAL BOATS* ▶ **33,773**

REGISTERED BOATS	33,773
Power boats	30,033
PWCs	3,230
Sailboats	463
Other Boats	47
HOUSEHOLDS PER BOAT	8.0

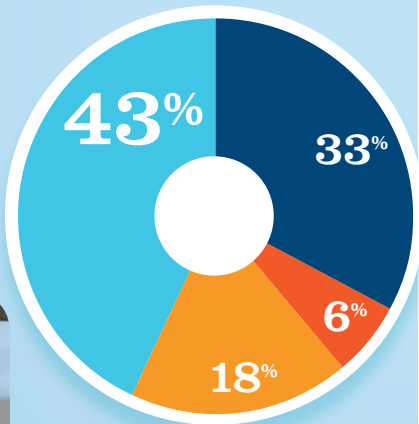


* Total boats are registered boats as reported by states to the USCG.

RECREATIONAL BOATING CREATES JOBS IN IN-2

TOTAL BOATING JOBS ▶ **3,139**

Boat Building	1,359
Motor / Engine Mfgr.	-
Accessory / Supplies Mfgr.	569
Dealers / Wholesalers	172
Boat Services	1,039



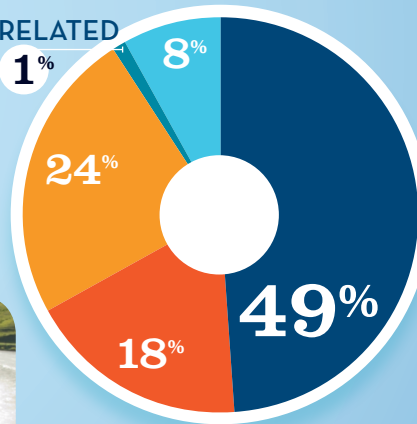
● BOAT BUILDING ● DLRS/WHOLESALERS
 ● MOTOR/ENG. MFGR. † ● BOAT SERVICES
 ● ACC./SUPPLIES MFGR. † 0%



RECREATIONAL BOATING-RELATED BUSINESSES IN IN-2

TOTAL BUSINESSES ▶ **76**

Boat Building	6
Motor / Engine Mfgr.	1
Accessory / Supplies Mfgr.	18
Dealers / Wholesalers	14
Boat Services	37



● BOAT BUILDING ● DLRS/WHOLESALERS
 ● MOTOR/ENG. MFGR. ● BOAT SERVICES
 ● ACC./SUPPLIES MFGR.

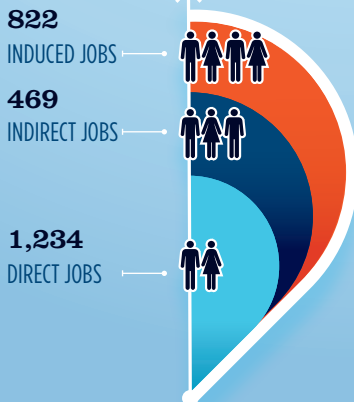


ESTIMATED JOBS IMPACT OF RECREATIONAL BOATING-RELATED SPENDING IN IN-2

EST. TOTAL JOBS ▶ **2,525**

EST. TOTAL LABOR INCOME ▶ **\$104.5** MILLIONS

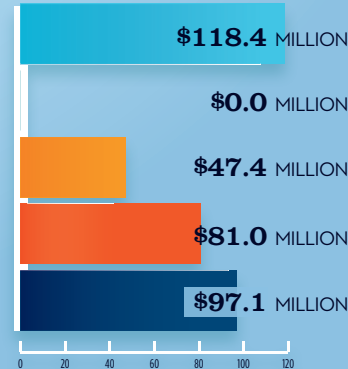
Est. Direct Income	\$42.2
Est. Indirect Income	\$26.3
Est. Induced Income	\$36.0



RECREATIONAL BOATING INDUSTRY SALES IN IN-2

TOTAL MFG. SALES ▶ **\$165.8** MILLIONS

Boat Building	\$118.4
Motor / Engine Mfgr.	\$0.0
Accessory / Supplies Mfgr.	\$47.4
TOTAL MFG. SALES	\$165.8
Dealers / Wholesalers	\$81.0
Boat Services	\$97.1
TOTAL RETAIL & SERVICES SALES	\$178.1



● BOAT BUILDING ● DLRS/WHOLESALERS
 ● MOTOR/ENG. MFGR. ● BOAT SERVICES
 ● ACC./SUPPLIES MFGR.

Source: NMMMA's Center of Knowledge; Recreational Marine Research Center at Michigan State University